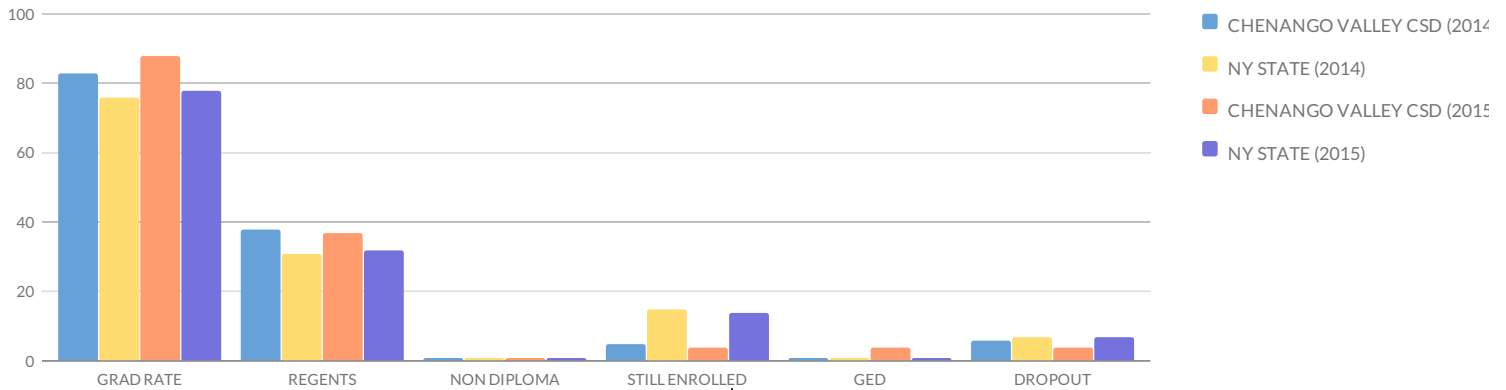


# CHENANGO VALLEY CSD GRADUATION RATE DATA 4 YEAR OUTCOME AS OF JUNE

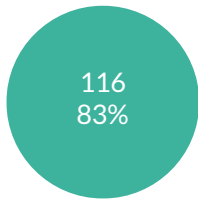
Graduate data are reported for a 9th grade cohort for the first time at the end of June of the 4th year of high school. The graduation rate as of August of the 4th year, June of the 5th year, and June of the 6th year of high school are also calculated and available. For complete information on the types of diploma credentials which can be earned and the criteria for each see [Diploma Requirements](#).



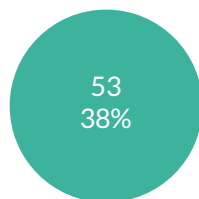
## 2014

ALL STUDENTS

GRAD RATE



REGENTS WITH A...



TOTAL STUDENTS IN COHORT: 140

NON DIPLOMA CRED

2	1%
---	----

STILL ENROLLED

7	5%
---	----

GED TRANSFER

2	1%
---	----

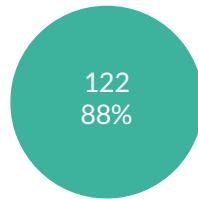
DROPOUT

8	6%
---	----

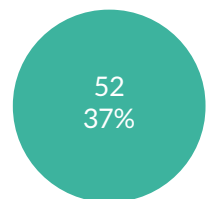
## 2015

ALL STUDENTS

GRAD RATE



REGENTS WITH A...



TOTAL STUDENTS IN COHORT: 139

NON DIPLOMA CRED

2	1%
---	----

STILL ENROLLED

5	4%
---	----

GED TRANSFER

5	4%
---	----

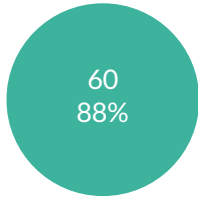
DROPOUT

5	4%
---	----

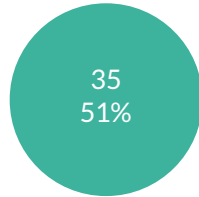
## BY GENDER

FEMALE

GRAD RATE



REGENTS WITH A...



TOTAL STUDENTS IN COHORT: 68

NON DIPLOMA CRED

1	1%
---	----

STILL ENROLLED

2	3%
---	----

GED TRANSFER

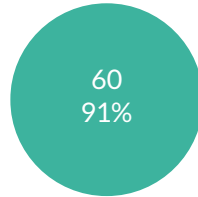
2	3%
---	----

DROPOUT

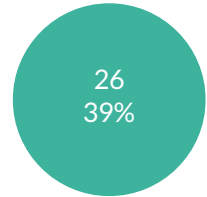
2	3%
---	----

FEMALE

GRAD RATE



REGENTS WITH A...



TOTAL STUDENTS IN COHORT: 66

NON DIPLOMA CRED

0	0%
---	----

STILL ENROLLED

1	2%
---	----

GED TRANSFER

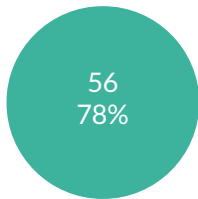
5	8%
---	----

DROPOUT

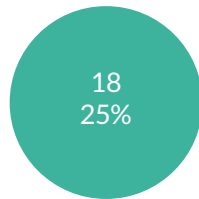
0	0%
---	----

MALE

GRAD RATE



REGENTS WITH A...



TOTAL STUDENTS IN COHORT: 72

NON DIPLOMA CRED

1	1%
---	----

STILL ENROLLED

5	7%
---	----

GED TRANSFER

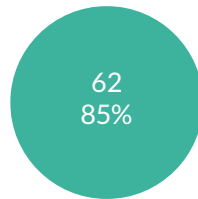
0	0%
---	----

DROPOUT

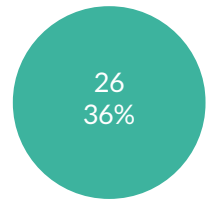
6	8%
---	----

MALE

GRAD RATE



REGENTS WITH A...



TOTAL STUDENTS IN COHORT: 73

NON DIPLOMA CRED

2	3%
---	----

STILL ENROLLED

4	5%
---	----

GED TRANSFER

0	0%
---	----

DROPOUT

5	7%
---	----


# BY ETHNICITY

## MULTIRACIAL

GRAD RATE



REGENTS WITH A...



TOTAL STUDENTS: —

NON DIPLOMA CRED



STILL ENROLLED



GED TRANSFER



DROPOUT

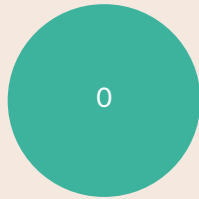


## AMERICAN INDIAN OR ALASKA NATIVE

GRAD RATE



REGENTS WITH A...



TOTAL STUDENTS: 0

NON DIPLOMA CRED



STILL ENROLLED



GED TRANSFER




DROPOUT




## MULTIRACIAL

GRAD RATE



REGENTS WITH A...



TOTAL STUDENTS: —

NON DIPLOMA CRED



STILL ENROLLED



GED TRANSFER

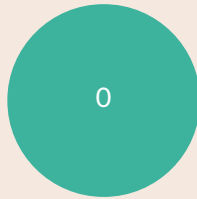


DROPOUT

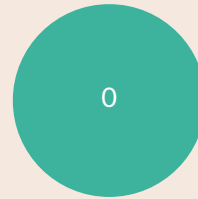


## AMERICAN INDIAN OR ALASKA NATIVE

GRAD RATE



REGENTS WITH A...



TOTAL STUDENTS: 0

NON DIPLOMA CRED



STILL ENROLLED



GED TRANSFER



DROPOUT




ASIAN OR NATIVE HAWAIIAN/OTHER PACIFIC ISLANDER

GRAD RATE



REGENTS WITH A...



TOTAL STUDENTS: -


NON DIPLOMA CRED



STILL ENROLLED



GED TRANSFER

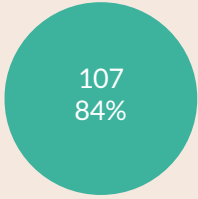


DROPOUT

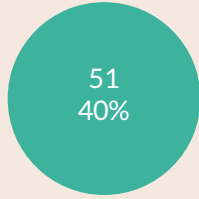


WHITE

GRAD RATE



REGENTS WITH A...



TOTAL STUDENTS IN COHORT: 127

NON DIPLOMA CRED



STILL ENROLLED



GED TRANSFER




DROPOUT




ASIAN OR NATIVE HAWAIIAN/OTHER PACIFIC ISLANDER

GRAD RATE



REGENTS WITH A...




TOTAL STUDENTS: -

NON DIPLOMA CRED



STILL ENROLLED



GED TRANSFER

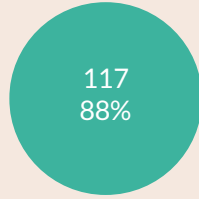


DROPOUT

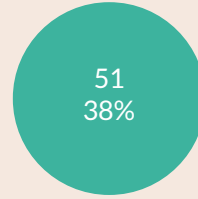


WHITE

GRAD RATE



REGENTS WITH A...



TOTAL STUDENTS IN COHORT: 133


NON DIPLOMA CRED



STILL ENROLLED



GED TRANSFER



DROPOUT

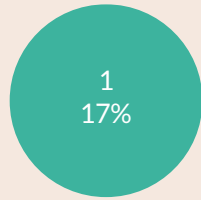


BLACK OR AFRICAN AMERICAN

GRAD RATE




REGENTS WITH A...



TOTAL STUDENTS IN COHORT: 6

NON DIPLOMA CRED



STILL ENROLLED



GED TRANSFER




DROPOUT

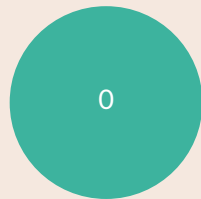


HISPANIC OR LATINO

GRAD RATE



REGENTS WITH A...



TOTAL STUDENTS: 0

NON DIPLOMA CRED



STILL ENROLLED



GED TRANSFER




DROPOUT




BLACK OR AFRICAN AMERICAN

GRAD RATE



REGENTS WITH A...



TOTAL STUDENTS: —

NON DIPLOMA CRED



STILL ENROLLED



GED TRANSFER




DROPOUT




HISPANIC OR LATINO

GRAD RATE



REGENTS WITH A...



TOTAL STUDENTS: —

NON DIPLOMA CRED



STILL ENROLLED



GED TRANSFER



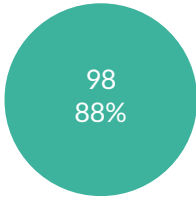
DROPOUT



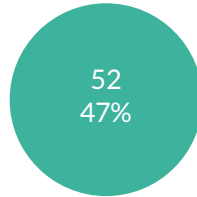
# OTHER GROUPS

## GENERAL-EDUCATION STUDENTS

GRAD RATE



REGENTS WITH A...



TOTAL STUDENTS IN COHORT: 111

NON DIPLOMA CRED

0	0%
---	----

STILL ENROLLED

3	3%
---	----

GED TRANSFER

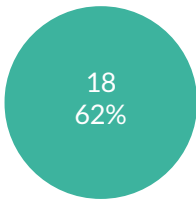
2	2%
---	----

DROPOUT

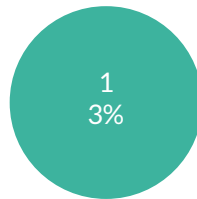
3	3%
---	----

## STUDENTS WITH DISABILITIES

GRAD RATE



REGENTS WITH A...



TOTAL STUDENTS IN COHORT: 29

NON DIPLOMA CRED

2	7%
---	----

STILL ENROLLED

4	14%
---	-----

GED TRANSFER

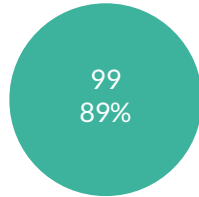
0	0%
---	----

DROPOUT

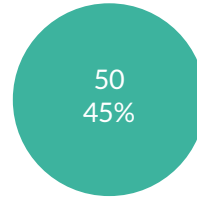
5	17%
---	-----

## GENERAL-EDUCATION STUDENTS

GRAD RATE



REGENTS WITH A...



TOTAL STUDENTS IN COHORT: 111

NON DIPLOMA CRED

0	0%
---	----

STILL ENROLLED

3	3%
---	----

GED TRANSFER

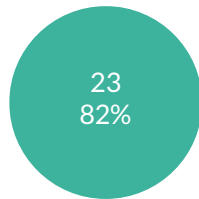
5	5%
---	----

DROPOUT

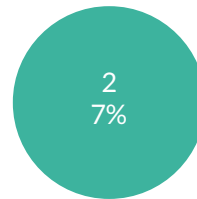
4	4%
---	----

## STUDENTS WITH DISABILITIES

GRAD RATE



REGENTS WITH A...



TOTAL STUDENTS IN COHORT: 28

NON DIPLOMA CRED

2	7%
---	----

STILL ENROLLED

2	7%
---	----

GED TRANSFER


0	0%
---	----

DROPOUT


1	4%
---	----

NON-ENGLISH LANGUAGE LEARNERS

GRAD RATE



REGENTS WITH A...




TOTAL STUDENTS: -

NON DIPLOMA CRED



STILL ENROLLED



GED TRANSFER




DROPOUT




ENGLISH LANGUAGE LEARNERS

GRAD RATE



REGENTS WITH A...



TOTAL STUDENTS: -

NON DIPLOMA CRED



STILL ENROLLED



GED TRANSFER




DROPOUT




NON-ENGLISH LANGUAGE LEARNERS

GRAD RATE




REGENTS WITH A...



TOTAL STUDENTS: -

NON DIPLOMA CRED



STILL ENROLLED



GED TRANSFER




DROPOUT




ENGLISH LANGUAGE LEARNERS

GRAD RATE



REGENTS WITH A...



TOTAL STUDENTS: -

NON DIPLOMA CRED



STILL ENROLLED



GED TRANSFER

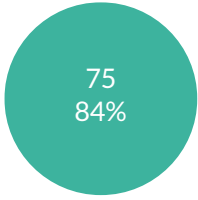


DROPOUT

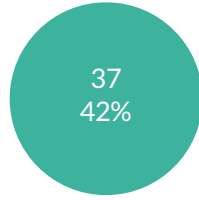


NOT ECONOMICALLY DISADVANTAGED

GRAD RATE



REGENTS WITH A...



TOTAL STUDENTS IN COHORT: 89

NON DIPLOMA CRED

2	2%
---	----

STILL ENROLLED

4	4%
---	----

GED TRANSFER

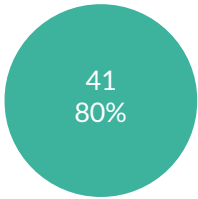
1	1%
---	----

DROPOUT

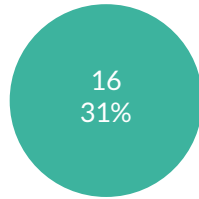
3	3%
---	----

ECONOMICALLY DISADVANTAGED

GRAD RATE



REGENTS WITH A...



TOTAL STUDENTS IN COHORT: 51

NON DIPLOMA CRED

0	0%
---	----

STILL ENROLLED

3	6%
---	----

GED TRANSFER

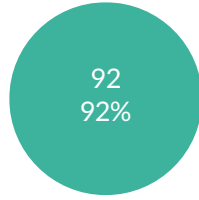
1	2%
---	----

DROPOUT

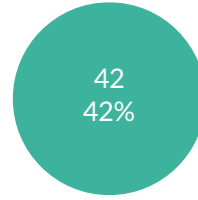
5	10%
---	-----

NOT ECONOMICALLY DISADVANTAGED

GRAD RATE



REGENTS WITH A...



TOTAL STUDENTS IN COHORT: 100

NON DIPLOMA CRED

1	1%
---	----

STILL ENROLLED

3	3%
---	----

GED TRANSFER

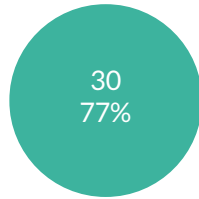
2	2%
---	----

DROPOUT

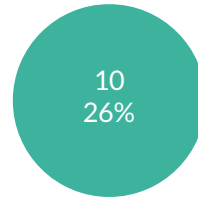
2	2%
---	----

ECONOMICALLY DISADVANTAGED

GRAD RATE



REGENTS WITH A...



TOTAL STUDENTS IN COHORT: 39

NON DIPLOMA CRED

1	3%
---	----

STILL ENROLLED

2	5%
---	----

GED TRANSFER

3	8%
---	----

DROPOUT



3	8%
---	----



NOT MIGRANT

GRAD RATE

REGENTS WITH A...



TOTAL STUDENTS: —

NON DIPLOMA CRED

STILL ENROLLED



GED TRANSFER



DROPOUT



MIGRANT

GRAD RATE


REGENTS WITH A...



TOTAL STUDENTS: —

NON DIPLOMA CRED

STILL ENROLLED



GED TRANSFER



DROPOUT



NOT MIGRANT

GRAD RATE

REGENTS WITH A...



TOTAL STUDENTS: —

NON DIPLOMA CRED

STILL ENROLLED



GED TRANSFER



DROPOUT



MIGRANT

GRAD RATE

REGENTS WITH A...



TOTAL STUDENTS: —

NON DIPLOMA CRED

STILL ENROLLED



GED TRANSFER

DROPOUT

